

ASSEMBLY INSTRUCTION

Lifestyle

FURNITURE

www.lifestylefurniture.co.uk

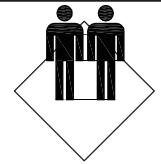
0 MINS

APPROXIMATE ASSEMBLY TIME



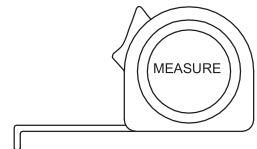
2 PERSON ASSEMBLY

FLOOR AREA
2Mx2.5M



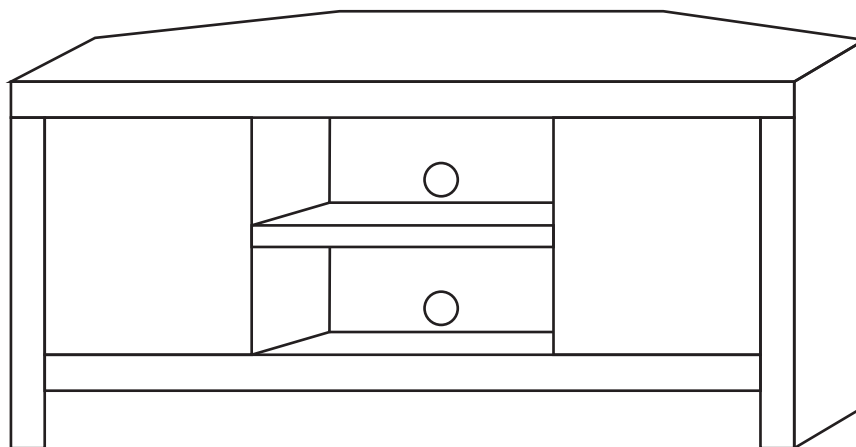
REQUIRED ASSEMBLY SPACE

REQUIRED ASSEMBLY TOOLS



ASSEMBLED DIMENSIONS

W110*D50*H52CM



MALMO CORNER TV UNIT (FITS UPTO 50 INCH TV)

Care and Maintenance of your Furniture

- Please periodically check all fittings and re-tighten as necessary.
- Please do not drag or pull your furniture.
- Wipe occasionally with a soft cloth slightly dampened with water. Then buff with a dry clean soft cloth.
- Never allow any kind of liquid to remain on your furniture. Absorption can cause wood to warp or finishes to de-laminate.
- If the glass is chipped or broken, stop using the product and consult the supplier.
- Please do not place very hot or very cold items on the glass surface, unless adequately thick table mats are used to prevent such items from coming into contact with the glass.
- Please do not use glass as chopping surface. Do not strike the glass with hard or pointed items.
- When cleaning glass panels use a damp cloth with washing up liquid or soft soap if necessary.
- Do not use washing powders or any other substances containing abrasives since these substances scratch glass panel.