

ASSEMBLY INSTRUCTION

Lifestyle
FURNITURE
www.lifestylefurniture.co.uk

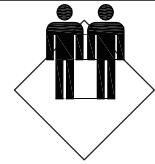
15 MINS

APPROXIMATE ASSEMBLY TIME



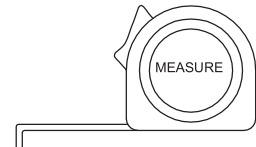
2 PERSON ASSEMBLY

FLOOR AREA
2M X 2.5M

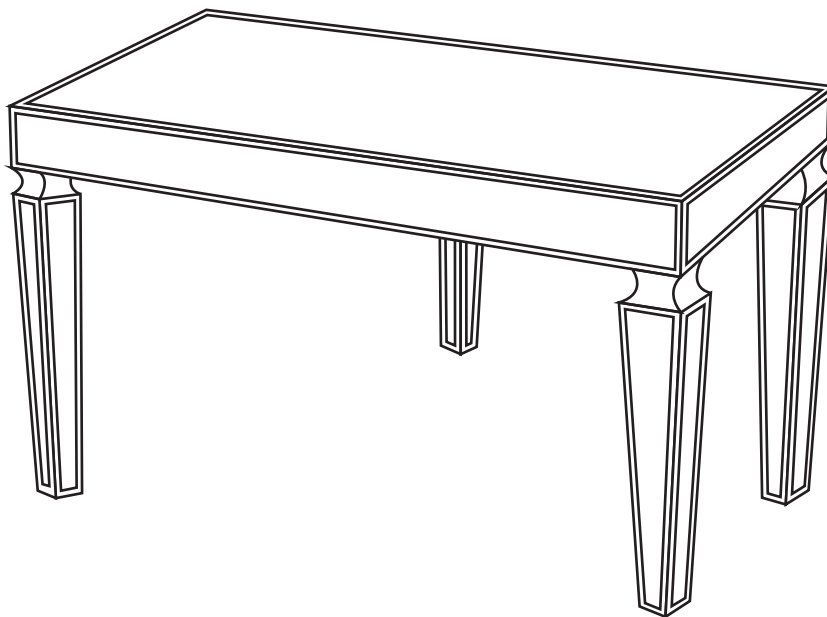


REQUIRED ASSEMBLY SPACE

REQUIRED ASSEMBLY TOOLS



ASSEMBLED DIMENSIONS

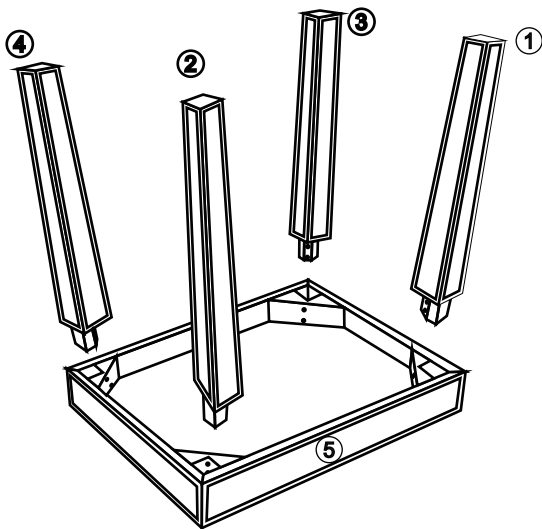


Paris Mirrored Rectangular Dining Table

ASSEMBLY INSTRUCTION

Lifestyle
FURNITURE
www.lifestylefurniture.co.uk

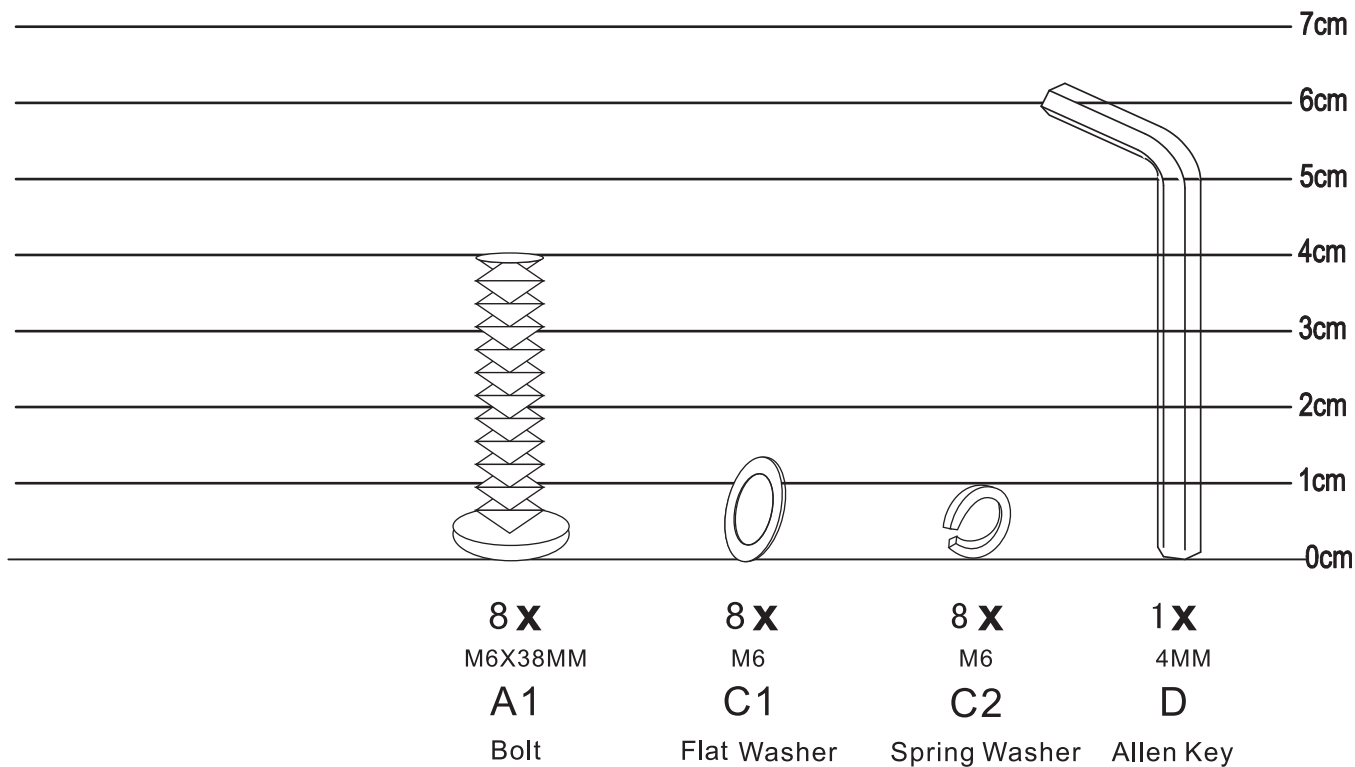
PART LIST



NO.PARTS LIST QTY

①	Leg	1pcs
②	Leg	1pcs
③	Leg	1pcs
④	Leg	1pcs
⑤	Seat	1pc

HARDWARE LIST



Paris Mirrored Rectangular Dining Table

Top Tips before you start!

1. Please check that all parts are present before you start the assembly of your furniture, as once assembled, the furniture is exempt from our home approval policy.
2. For ease and speed of assembly, we recommend that before you commence each step of the assembly, that you identify all the parts required for that step.
3. For larger items, please ensure that you have sufficient space and people (as indicated on page 1) to assemble your product safely.
4. We recommend that, where possible, all items are assembled near to the area in which they will be placed in use, to avoid moving the product unnecessarily once assembled.
5. For the protection of your furniture, particularly items of high gloss finish, we recommend that the product is placed on a protected surface during assembly to prevent any damage.
6. During assembly please take care not to over-tighten any fittings, as this may damage the product.

Care and Maintenance of your furniture.

- Please periodically check all fittings and re-tighten as necessary.
- Please do not stand or jump on your furniture.
- This chair is intended for a maximum weight of 100kg. Do not exceed this weight.
- Never allow any kind of liquid to remain on your furniture. Absorption can cause wood to warp or finishes to de-laminate.
- To clean your item, please use a soft cloth slightly dampened with water and wipe clean. Then buff with a dry clean cloth.
- Keep away from strong heat sources.
- Occasional overall cleaning should be carried out approximately once a month by using a slightly dampened soft cloth. Then buff with a dry clean soft cloth.
- Never allow any kind of liquid to remain on your furniture. Absorption can cause finishes to de-laminate.

ASSEMBLY INSTRUCTION

Lifestyle

FURNITURE
www.lifestylefurniture.co.uk

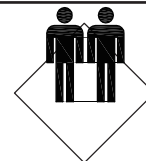
15 MINS

APPROXIMATE ASSEMBLY TIME

2 PERSON ASSEMBLY

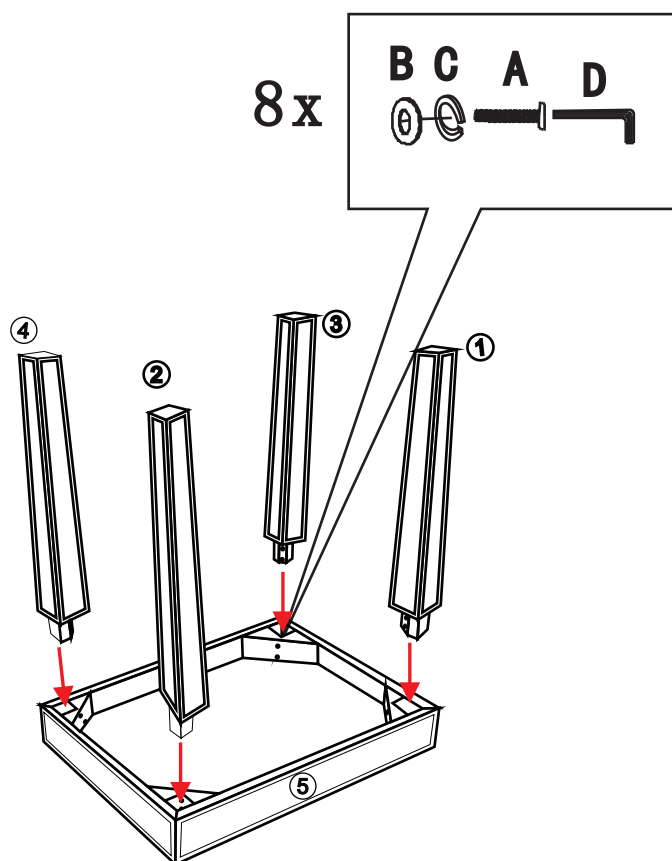
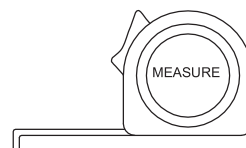


FLOOR AREA
2M X 2.5M



REQUIRED ASSEMBLY SPACE

REQUIRED ASSEMBLY TOOLS



Paris Mirrored Rectangular Dining Table

